

★ STARFIRE S-6t



An Effectively Simple, Two Engine, 6 yd³ Broom Sweeper Mounted on a Full-Size Commercial Chassis



Proudly American 


STEWART-AMOS
Sweeper Co.

★ STARFIRE S-6t

- ▶ Highly Productive Performance
- ▶ Rugged and Reliable
- ▶ Extremely Maneuverable

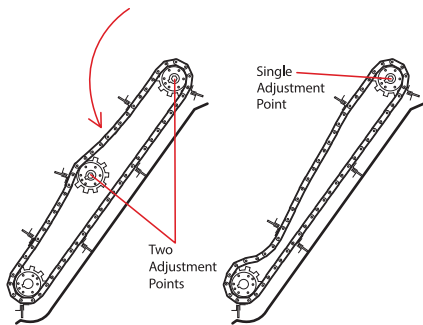
The **S-6t** is a full-size, two engine mechanical broom street sweeper that is mounted on a large CDL chassis. Manufactured with reliability and simplicity in mind, the **S-6t** features a high-capacity 6 yd³ hopper, the largest available. Its standard features, such as a 350 gallon water system and 12' 2" hopper dump height, make the **S-6t** ideal for the most-demanding sweeping applications.

The environmentally conscious **S-6t** is SCAQMD PM-10 Rule 1186 Certified.

At Stewart-Amos, we build every sweeper to the highest quality standards that incorporate our *effectively simple* design criteria. With ease of operation, service and maintenance in mind, we engineer and select each component and system to be rugged, reliable and uncomplicated while providing the most effective and highest sweeping performance.

We look forward to building one for you. Please contact your local dealer for more information or to arrange a demonstration. Visit www.stewart-amos.com/dealer-locator to find a dealer in your area.

The Stewart-Amos Exclusive 3-Shaft Elevator



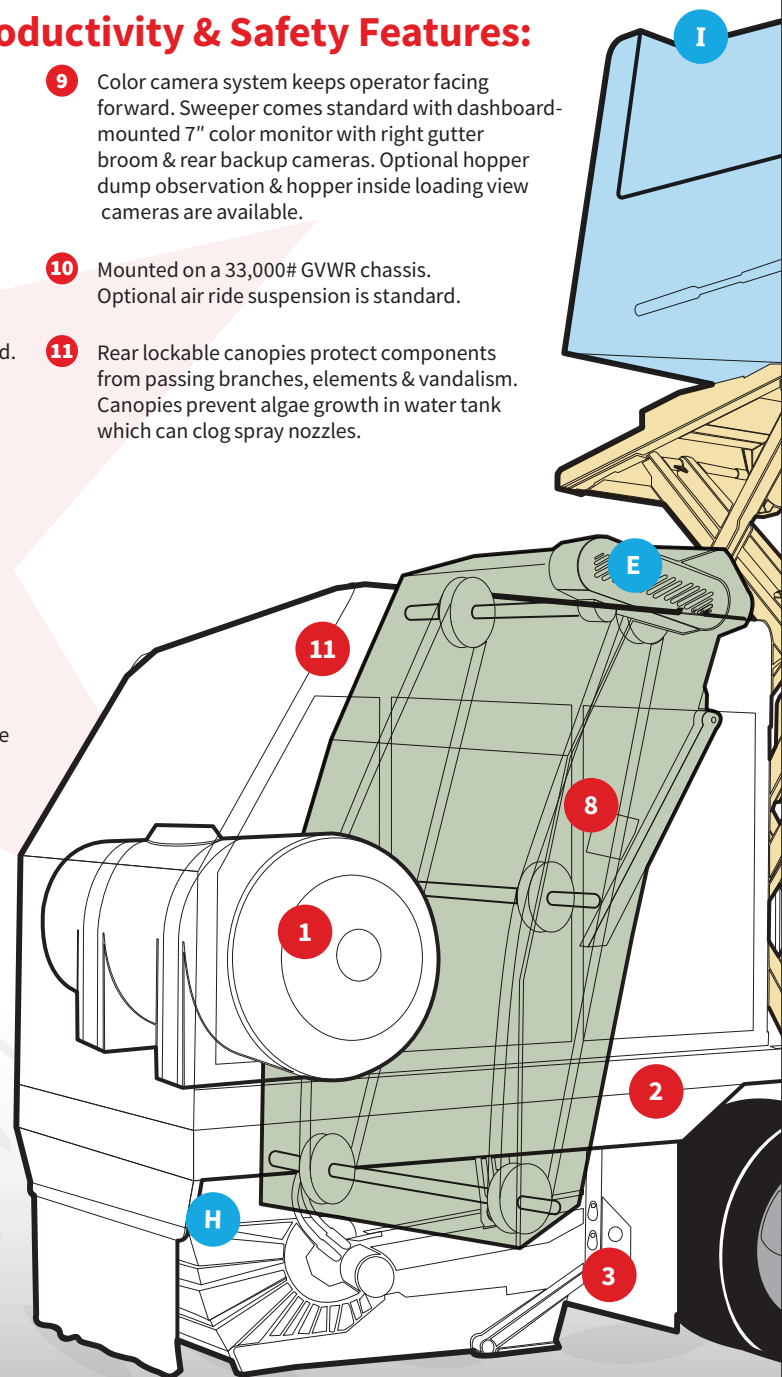
8 Extended Chain Life. 3rd shaft provides proper return (upper) chain support. This allows chains to run as loose as possible, dramatically improving chain wear life versus similar 2-shaft designs.

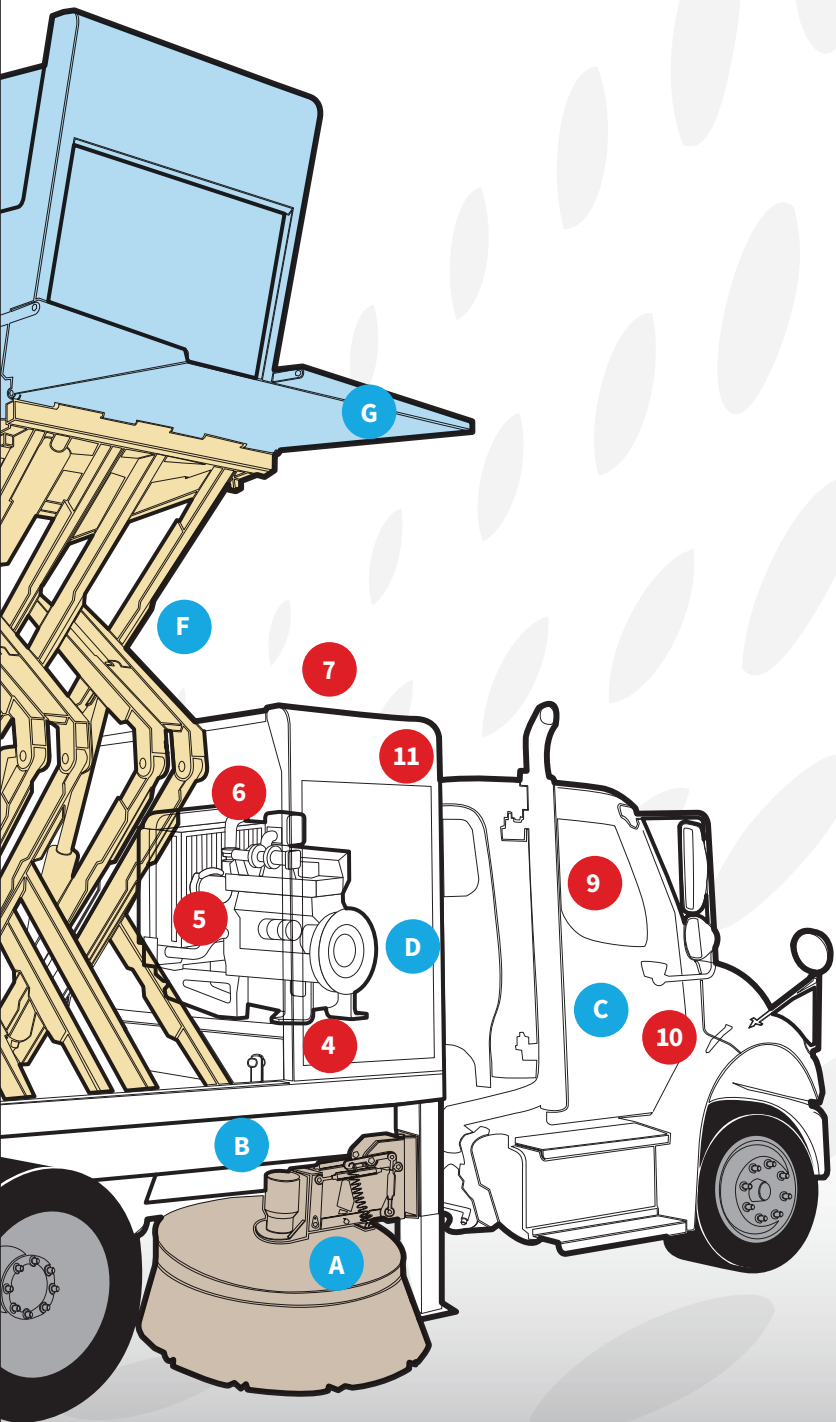
Reduced Maintenance Costs. 3rd shaft provides twice the number of chain adjustment points. Together with reduced chain wear, this significantly reduces maintenance downtime & costs versus 2-shaft designs.

Better Loading/Sweeping Performance. Eliminates chain clapping common in 2-shaft designs. 3rd shaft optimizes chain spacing, reduces clogging & ensures more effective sweeping of large, bulky debris.


S-6t Standard Performance, Productivity & Safety Features:

- 1 Large 350 polyethylene gallon water tank with 3.6 GPM electric diaphragm pump & elevator wash-down system come standard. Spray nozzles: 3 per gutter broom, 4 on main broom & 4 on front spray bar.
- 2 One-piece all steel main frame consists of HD tube and thick plates. This structure allows for rugged & reliable durability.
- 3 Elevator auto pivots up to 10" over fixed obstructions preventing impact damage. No operator judgment required.
- 4 Cast iron gear pump is more tolerant of heat & contaminants, making it simple & economical to troubleshoot, repair or replace.
- 5 The **S-6t (two-engine)** has a 59 hp Kubota turbo-charged diesel engine with high temperature/low oil pressure auto shutdown. This engine runs quieter & consumes less fuel.
- 6 *Effectively simple* electric-over hydraulic valve system with built-in hydraulic pressure gauges for ease of service.
- 7 Electric-powered, continuous-running hydraulic oil cooler is vertically mounted to prevent clogging & provide maximum cooling.
- 8 Color camera system keeps operator facing forward. Sweeper comes standard with dashboard-mounted 7" color monitor with right gutter broom & rear backup cameras. Optional hopper dump observation & hopper inside loading view cameras are available.
- 9 Mounted on a 33,000# GVWR chassis. Optional air ride suspension is standard.
- 10 Rear lockable canopies protect components from passing branches, elements & vandalism. Canopies prevent algae growth in water tank which can clog spray nozzles.






A Spring-Balanced Brooms
Spring-balanced, free-floating main & gutter brooms automatically apply correct surface pressure for maximum broom wear life. In-cab gutter broom electric tilt is standard.



B Case Drains
Case drains for all the hydraulic motors protect shaft seals from pressure leaks minimizing repairs & replacements.



C Ergonomic Controls
Vertically-mounted control panel is 6-way adjustable for easy & ergonomic viewing. One-touch sweeping allows for operator to preset functions. Brooms raise automatically in reverse.



D Simplified Wiring
Electrical relays & fuses are protected from the elements in a sealed NEMA 4 enclosure. The wiring is heated stamped with numbers for easy identification.



E Off-set Drive Motor
Off-set hydraulic elevator drive motor is protected against shock loading.



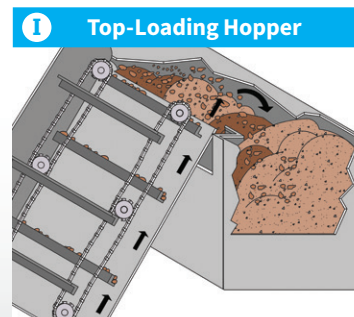
F Massive Lift Scissors
Massive double "X" style lift scissors & 4-corner hopper lift ensure exceptional hopper stability when dumping wet, unbalanced, or sticky debris.



G High Dump Hopper
Variable dump height hopper (up to 12' 2" high) with 54" extra-long dump door easily reaches most dump trucks.



H Main Broom Channeler
Main broom channeler (optional) effectively sweeps large quantities or bulky & light debris (leaves/pine straw). Self-adjusting as main broom wears.



I Top-Loading Hopper
An extended 12-flight elevator maximizes hopper loading by filling from the top down instead of from the side. This reduces unused hopper space to increase productivity.

S-6t SPECIFICATIONS

General:

Debris Hopper: 6.0 cubic yards
Sweeping Path: 12' maximum
Dump Height (variable): 15" to 146"
Turning Radius*: 23' 6"
Overall Length*: 27' 7"
Overall Height*: 9' 6" including strobe lights
Wheelbase: 156"
Cab to center of axle: 121"
GVWR*: 33,000#

*Based upon sweeper unit mounted on Freightliner M2 chassis

Main Broom:

Length: 58" Diameter: 36"
Type: Chevron combo
Drive: Hydraulic motor/direct drive & reversible
Mounting: Full floating, trailing arm, with shocks
Lift Control: Hydraulic, in-cab
Speed: Variable with auxiliary engine rpm
Dirt Shoes: Carbide, 2" wide

Gutter Brooms:

Diameter: 54"
Type: Spring-balanced auto wear compensating
Drive: Hydraulic motor/direct drive & reversible
Mounting: Free-floating, trailing arm
Lift Control: Hydraulic, in-cab
Tilt Control: In-cab (electric)
Speed: Variable with auxiliary engine rpm

Elevator System:

Type: 12-flight squeegee with replaceable rubber edging
Liner: Bolt-in, 2-piece AR steel liners
Chain: HD constant radius roller chain
Sprockets: Urethane
Shafts: Three
Drive: Hydraulic, in-cab, and reversible
Lift Control: Hydraulic, in-cab
Elevator Stall Warning: Buzzer, in-cab
Flushing System: Built-in

Debris Hopper:

Volumetric Capacity: Top Loading 6.0 cubic yards
Dump Height (variable): 15" to 146"
Hopper Door Reach from Side: 54"
Inspection door, window & safety props standard
4 Corner hopper lift
Double "X" style scissor lifts

Hydraulic System:

Pump: Dual tandem gear
Capacity: 24 gpm @ 2000 rpm
Reservoir: 45 gallons
Hydraulic Oil Filter: 10 micron
Oil Cooler: Electric vertically mounted
Integral hydraulic pressure gauges

Sweeper Engine:

Make: Kubota V2403-CR-TIER4B FINAL
Horsepower: 65.
Type: In-line 4 cylinder turbo diesel

Water Spray System:

Tank Capacity: 350 gallons
Construction: Polyethylene
Pump: 3.6 gpm electric diaphragm run dry pump
Spray Nozzles:

- 4 on front spray bar
- 3 on each gutter broom
- 4 on main broom

Fill Hose: 2½" x 20' with NST coupler & anti-siphon air gap
Filter: 80 mesh
Elevator flush out system
Air purge system

Electrical System:

Alternator: 160 AMP Voltage: 12 volt
LED Lights: front and rear strobe lights; gutter brooms & rear mounted working lights; license plate; 2 stop/turn/tail; & clearance lights
Backup alarm
Electric heat stamped every 2"

Camera & Monitor Safety System:

7" Color monitor with right side gutter broom & rear backup color cameras

Instrumentation & Controls:

Sweeper function rocker switches
Elevator stall alarm
Auxiliary engine hour meter & tachometer
Electronic throttle
Console night light

Paint:

Body: Standard white high-gloss urethane enamel
Undercarriage: Flat black enamel

Standard Accessories:

Auto pickup in reverse
Independent left & right gutter brooms
"One-Touch" Sweeping
50 gallon
Operators, parts & maintenance manuals
Dry type single stage air cleaner with restriction indicator
In-cab adjustable gutter broom sweeping path
Top mounted, front & rear amber LED lights
Auto shutdown for high temperature/low pressure

Limited Warranty Policy:

The Starfire S-6t sweeper is guaranteed to be free from defects due to faulty materials and/or workmanship for a period of 12 months, or 1,000 hours (whichever occurs first). Liability is limited to replacement of defect parts at factory or authorized dealer. The standard warranty of the chassis manufacturer and auxiliary engine applies. *Please read full warranty statement for details and limitations.*

Available Options: (not included in base price)

Arrow board
Automatic lubrication systems
Bristle strips dirt-show brushes
Water pumps; additional 3.6 gpm
On-board high pressure spray wash-down system with hose reel; 50' of hose & wand
Strobe light protectors
Front mounted magnet
Epoxy hopper liner
Stainless steel hopper
Extended warranties
Dual steer chassis

Available on:

HGACBuy
THE SMART PURCHASING SOLUTION

GSA Schedule
Contract GS-30F-021AA

Sold and Supported Locally by:

The Right Sweepers to Match Your Needs

Whatever your sweeping challenge, Stewart-Amos has the right sweeper to match your needs. We offer a full line of *effectively simple* mechanical broom and regenerative air street sweepers.



Harrisburg, PA USA
800.482.2302
stewart-amos.com

Specifications are subject to change without notice.
Copyright © Stewart-Amos Sweeper Co. / 2023