



GALAXY R-6XL



An Effectively Simple, Full-Featured 6 yd³ Regenerative Air Street Sweeper Mounted on a Mid-Sized, Non-CDL Chassis



Proudly
American 


STEWART-AMOS
Sweeper Co.



GALAXY R-6XL

- ▶ Highly Productive Performance
- ▶ Rugged and Reliable
- ▶ Extremely Maneuverable

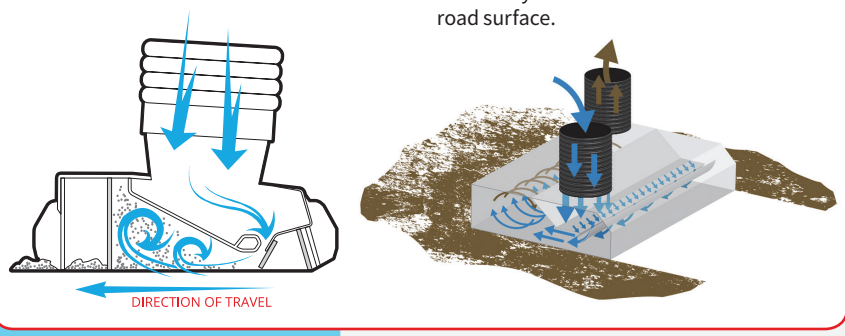
The **R-6XL** is a full-featured, high-capacity 6 yd³ regenerative air street sweeper that is mounted on the largest non-CDL chassis available. Manufactured with reliability and simplicity in mind, the **R-6XL** features a blast orifice style sweeping hood that generates a powerful air flow needed for deep cleaning road surfaces.

The **R-6XL** offers the right combination of size, power, and capacity, making it perfect for a variety of applications, including sweeping roads and congested downtowns.

At Stewart-Amos, we build every sweeper to the highest quality standards that incorporate our *effectively simple* design criteria. With ease of operation, service, and maintenance in mind, we engineer and select each component and system to be rugged, reliable, and uncomplicated while providing the most effective and highest sweeping performance.

We look forward to building one for you. Please contact your local dealer for more information or to arrange a demonstration

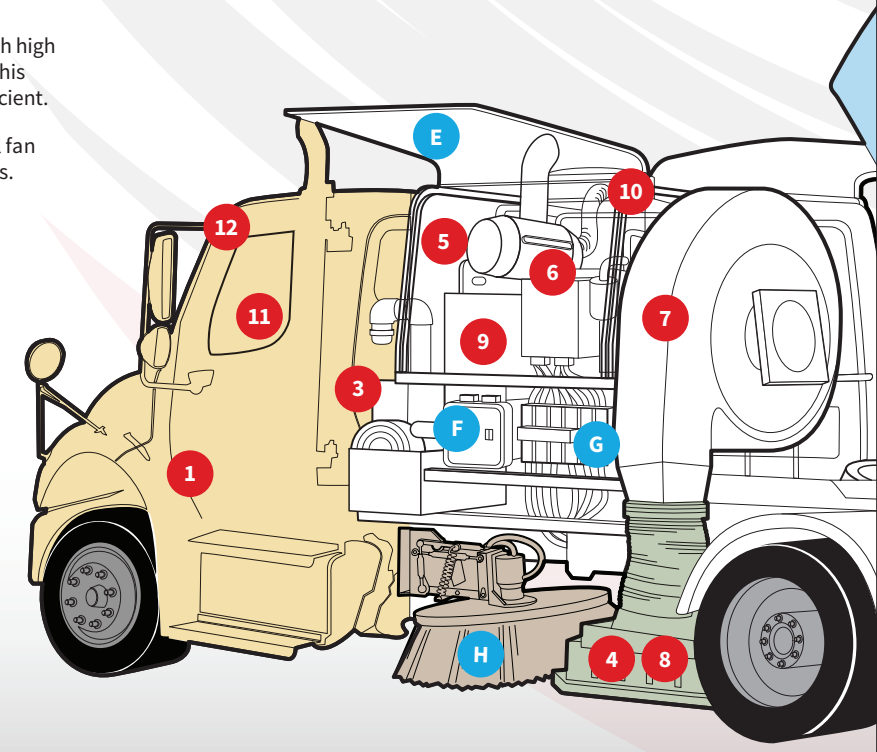
Stewart-Amos Blast Orifice Pick-Up Hood



8 The Blast Orifice Hood allows the air flow generated by the high-pressure fan to effectively vacuum the debris from the road surface.

R-6XL Standard Performance, Productivity & Safety Features:

- 1** Mounted on 26,000 # GVWR, non-CDL chassis. Optional air ride suspension is available.
- 2** A 6.12 yd³ hopper reduces the number of dump cycles & maximizes sweeping productivity. The large hopper cavity aids in effective dust/air separation & improved dust control.
- 3** The large 350 gallon polyethylene water tank is protected by a steel enclosure. A 3-zone pump system ensures dust-free sweeping. Electric diaphragm pumps provide long service life.
- 4** Rugged pick-up hood allows for sweeping in forward & reverse. "Hoods-Up Litter Gulper" ensures quick & effective loading of bulky, light material. The front of the hood raises to more easily vacuum and alleviate bulky debris buildups.
- 5** 12-volt auxiliary hydraulic system controls all hydraulic functions without running the sweeper engine.
- 6** 74.3 HP Kubota V3307-CR-TIE4B Final engine with high temperature/ low oil pressure auto shutdown. This 4-cylinder turbo diesel engine is quiet & fuel efficient.
- 7** The 30" abrasion-resistant, high-pressure steel fan maximizes air flow pressure with low noise levels.
- 8** The Blast Orifice Hood allows the air flow generated by the high-pressure fan to effectively vacuum the debris from the road surface.
- 9** Large 30 gallon hydraulic reservoir ensures proper cooling.
- 10** Electric-powered, continuous running hydraulic oil cooler is roof-mounted to prevent clogging the fins & provides maximum cooling.
- 11** Vertically-mounted control panel is 6-way adjustable for easy & ergonomic viewing. Convenient console light allows for ease of use at night.
- 12** Color camera system keeps operator facing forward. Sweeper comes standard with dashboard-mounted 7" color monitor with right gutter broom & rear backup cameras. Hood view camera is Standard.
- 13** Two large, interconnected storage compartments provide over 20 ft³ of space across rear of unit for tools & vacuum hose extensions.




A Bolt-Together, Stainless Steel Hopper Panels



Bolt-together, stainless steel hopper panels (no welds) are easier & more economical to replace if damaged. Hopper comes with a 5-year “no rust-through” factory warranty.

B Stainless Steel Centrifugal Dust Separator



Stainless steel, centrifugal dust separator located inside the hopper separates fines from the air stream.

C Top-Mounted Hopper Cover



The top-mounted hopper cover opens automatically during dump cycles to provide quicker, easier & safer cleaning of stainless steel screens & hopper.

D 28 ft² Stainless Steel Debris Screen




28 ft² stainless steel debris separator screens maximize sweeping productivity. Screens can be easily cleaned from outside of unit. Bolt-in design makes screen replacement easy.

E Stainless Steel Engine Shrouds




Stainless steel engine shrouds are compact, protective & noise reducing. Gull wing design makes it easier & faster to service power plant without raising an interconnected hopper/shroud assembly.

F Simplified Wiring



Electrical relays & fuses are protected from the elements in a sealed NEMA 4 enclosure. The wiring is heat stamped with numbers for easy identification.

G Electric-Over Hydraulic System



Effectively simple electric-over hydraulic valve system has reliable & easy-to-replace components. Onboard pressure gauge allows for simple servicing.

H Spring-Balanced Brooms



Spring-balanced, free-floating gutter brooms automatically apply correct surface pressure for maximum broom wear life. In-cab gutter broom electric tilt is standard.

I Auxiliary Suction Hose

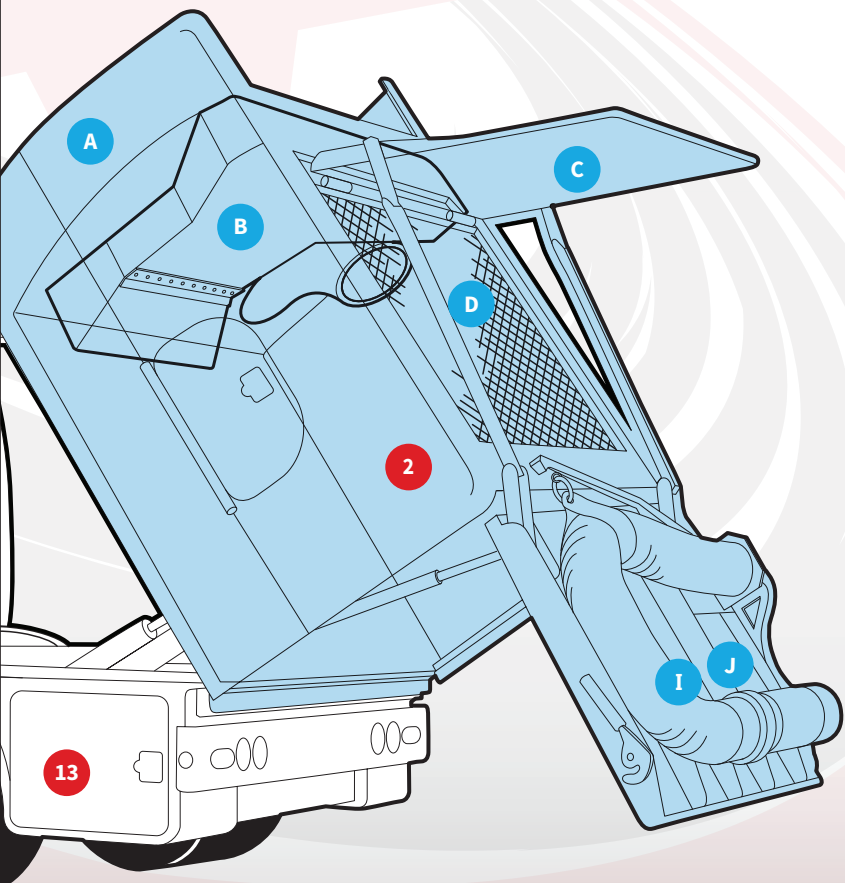


Optional rear-mounted 10' Auxiliary Suction Hose with 4" aluminum tube helps clean storm drains.

J High-Pressure Wash Down System



Optional High-Pressure Wash Down System with 50' hose reel & spray wand allow separator screens & hopper to be cleaned at any time which can improve vacuum performance.



R-6XL SPECIFICATIONS

Debris Hopper:

Capacity: 6.12 cubic yards
Construction: Bolt-together stainless steel
Suction Tube Diameter: 12" Diameter HD rubber
Inspection Doors: 1 on each side
Inspection Door Opening: 13.7" x 26"
Dump Type: Hydraulic lift
Dump Height: 26" (measured from ground to hopper opening)
Dump Controls: Electric over hydraulic, in-cab
Separator Screen Construction: 28 ft² removable 4-piece stainless steel
Separator Screen Cleaning: Hydraulic assist access cover

Auxiliary Engine:

Model: Kubota V3307-CR-TIE4B
Horsepower: 74.3
Type: 4 cylinder turbo diesel
Air Filter: 2 stage / Dry Type w/ safety element
Safety Shutdown: Temperature & Oil Pressure
Engine Shroud: Noise reducing; Stainless steel

Impeller:

Diameter: 30"
Type: 10 Blade / Backward inclined / High pressure
Maximum Speed: 3050 rpm
Drive: 6-groove banded belt
Construction: Abrasion resistant steel
Mounting: 2 Sealed & greaseable ball bearings
Housing Construction: Welded steel
Bolt-In Liner: Replaceable corded rubber

Standard Features: (Included in Base Price)

LED hood lights
Hopper vibrator dump assist shaker
RhinoHide II Hydraulic Hoses
High-Pressure Hydraulic Filter
Hydraulic Motor Case Drains
Hi-Lo Hydraulic Level and Temperature Warning Lights
Beacon Lights- Front (Standard) or Rear (Optional)

Hydraulic System:

Pump Type: Fixed displacement gear
Drive: Direct from auxiliary engine
Pump Capacity: 10 gpm
System Filter: 6 micron
Reservoir Capacity: 30 gallons
Oil Cooler: Electric-remote mounted
Hydraulic pressure gauge: On-Board

Auxiliary Hydraulic Back-Up System:

Pump Type: 12 volt DC
Controls: In-cab
Purpose: Temporary power for all hydraulic functions without auxiliary engine

Dual Left & Right Curb Brooms:

Diameter: 42" (54" Optional) Spring-balanced with auto wear compensation
Drive: Direct - Hydraulic motor
Tilt: Electric, in-cab
Mounting: Free-floating, trailing arm
Bristle Type: Vertical digger
Left & right gutter broom lights

Water Spray System:

Tank Capacity: 330 gallons
Construction: Polyethylene
Pump System: 5.5 gpm; Run dry capable
Pumps: Electric diaphragm
Spray Nozzles:

- 4 on front spray bar
- 2 on each gutter broom
- 8 on suction hood
- 1 in hopper
- 1 in transition tube

Fill Hose: 20' with NST coupler with anti-siphon air gap
Water Pump Prefilter: 80 mesh

Sweeping Hood:

Type: Blast orifice (left to right)
Pressure Tube: 12" transition diameter AR steel
Suction Tube: 12" transition diameter HD rubber
Hood Width: 80.5"
Flaps: Bolt-in rubber
Skid Material: Steel with Tungsten Carbide insert
Sweeps forward & reverse

Instrumentation & Controls:

Location: In-cab
Configuration: Rocker switches
Switches: Sealed & back lighted
Monitoring Gauges:

- Coolant temperature
- Oil pressure
- Hour meter
- Tachometer
- Backup alarm

7" Color monitor with Hood-view; right side gutter broom & rear backup color cameras

Standard Chassis:

GVWR: 26,000#*
Automatic transmission
Air conditioning
AM/FM/CD stereo radio
Power windows & door locks
Integral power steering
Color: White
West Coast Mirror with added 8" Convex Mirror

**A Variety of Chassis are Available- Ask your Dealer for Details*

Available with CAB-OVER ISUZU Chassis

Weights & Dimensions:

Total Empty Weight: 18,550 lbs.
Turning Radius: 22'6"
Overall Length: 243"
Overall Height: 101"
Overall Width: 102"
Sweeping Width (hood only): 80.5"
Sweeping Width (hood & left broom): 101"
Sweeping Width (hood & dual brooms): 122"

Limited Warranty Policy:

The Galaxy R-6XL sweeper is guaranteed to be free from defects due to faulty materials and/or workmanship for a period of 12 months, or 1,000 hours (whichever occurs first). Liability is limited to replacement of defect parts at factory or authorized dealer. The standard warranty of the chassis manufacturer and auxiliary engine applies. Stainless steel hopper carries a 5-year no rust-through warranty. *Please read full warranty statement for details and limitations*

Available Options: (not included in base price)

Dual Steer Chassis
Arrow Board
High-Pressure Wash-down System with 50' hose reel and Spray Wand
Front-mounted Yard Magnet
Reverse Ultrasonic Obstacle Detection System LED
Beacon Guards
Rear Mounted Auxiliary Suction Hose- Hydraulic Assist

Available on:

HGACBuy
THE SMART PURCHASING SOLUTION

GSA Schedule
Contract GS-30F-021AA

The Right Sweepers to Match Your Needs

Whatever your sweeping challenge, Stewart-Amos has the right sweeper to match your needs. We offer a full line of *effectively simple* chassis-mounted mechanical broom and regenerative air street sweepers.

**STEWART-AMOS**
Sweeper Co.

Harrisburg, PA USA
800.482.2302
stewart-amos.com

Specifications are subject to change without notice.
Copyright © Stewart-Amos Sweeper Co. / 2024

Sold and Supported Locally by: